

2nd floor

Westmead House Farnborough

For people requiring flexibility on a larger scale

From 3,000 sq ft (279 sq m) to 7,000 sq ft (650 sq m) available as a mix of open plan or existing partitioned offices.



Central to Farnborough town and
Farnborough Business Airport

Discover a fresh approach to flexible office space

Westmead House is situated on a landmark site at the western gateway to Farnborough town centre, adjacent to the town's main shopping centre recreation/leisure facilities and Farnborough business airport.

Farnborough mainline railway station, which provides one of the best rail links to London Waterloo in the local area, is only a short walk from Westmead House. Road communications to and from Westmead House are excellent with the A331 (Blackwater Valley route) providing swift access to the M3 (and the national motorway networks) via J4 and the A3 via the A331 dual carriageway.

Description

Westmead House consists of a six storey building which has undergone major refurbishment by the landlord Wilky Property Holdings plc. It totals 42,000 sq ft (3,900 sq m) of office space with 188 car parking spaces.

The second floor is now available in part or as a whole offering from 3,000 sq ft (279 sq m) to 7,000 sq ft (650 sq m). One suite is open plan with some partitioned offices and the other comprises a mix of office suites.

There are male and female toilets and a kitchen area shared by both suites.

The floors are accessed via two lifts from the impressive fully staffed ground floor reception.

Car parking ratio 1:200

Viewing

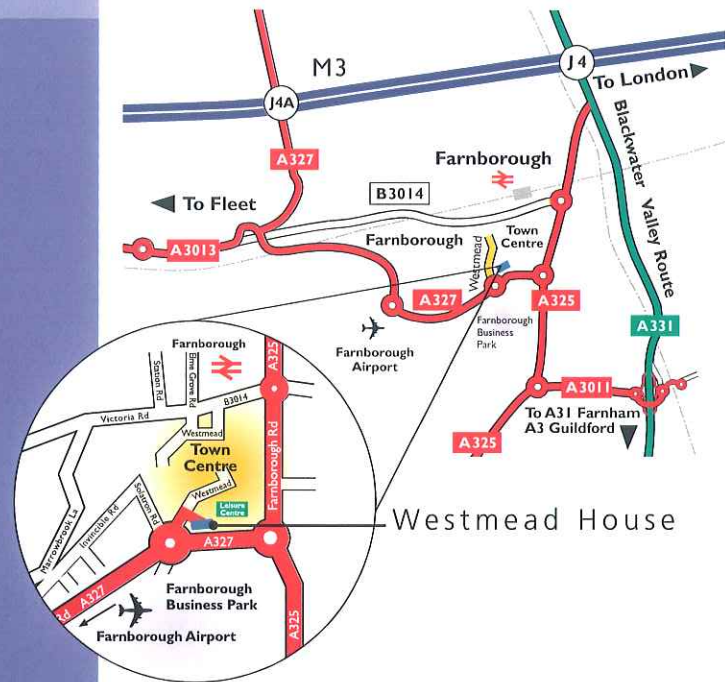
Please call Steve Barrett or Peter Richards at Atkinson Richards for more details and to arrange an appointment to view.

Terms

Available on a flexible leasing arrangement on an inclusive* rental basis

Legal Costs

A standard Westmead House Lease is available for signing therefore no legal fees will be incurred unless a tenant requires changes to the standard Westmead House Lease. Any changes will incur a £500 + Vat minimum fee payable to the landlord, plus additional costs incurred based on landlord's solicitor's hourly rate.



Your individual office suite benefits from the following features:

- Secure access control to main building
- Prestigious entrance and reception
- Private car parking
- Adjacent to public car parks
- Raised access floors
- Fully carpeted
- Easy power and data connectivity
- Kitchen areas (shared use)
- Conference/Training room
- Window blinds
- DDA compliant accommodation
- 2 lifts to all floors




3rd floor

Westmead House Farnborough

Tailor your space as your business requirements change

Suites from 322 sq ft (30 sq m) to 4,130 sq ft (383 sq m) available now.



Modern reception and lifts to all floors



Discover a fresh approach to flexible office space

Westmead House is situated on a landmark site at the western gateway to Farnborough town centre, adjacent to the town's main shopping centre recreation/leisure facilities and Farnborough business airport.

Farnborough mainline railway station, which provides one of the best rail links to London Waterloo in the local area, is only a short walk from Westmead House. Road communications to and from Westmead House are excellent with the A331 (Blackwater Valley route) providing swift access to the M3 (and the national motorway networks) via J4 and the A3 via the A331 dual carriageway.

Description

Westmead House consists of a six storey building which has undergone major refurbishment by the landlord Wilky Property Holdings plc. It totals 42,000 sq ft (3,900 sq m) of office space with 188 car parking spaces.

The third floor is now available offering suites of 322 sq ft, 431 sq ft, 473 sq ft, 662 sq ft, 2,056sq ft and 2,074 sq ft. Some of these suites can be combined or split to offer additional variations in sizes.

The floors are accessed via two lifts from the impressive fully staffed ground floor reception.

There are male and female toilets and a kitchen area shared by all suites.

Car parking ratio 1:200

Viewing

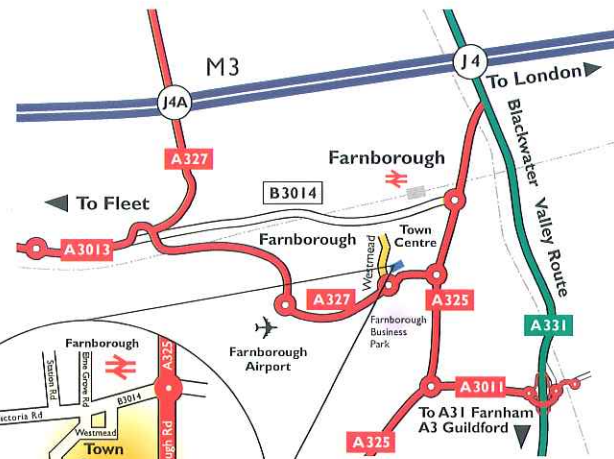
Please call Steve Barrett or Peter Richards at Atkinson Richards for more details and to arrange an appointment to view.

Terms

Available on a flexible leasing arrangement on an inclusive* rental basis

Legal Costs

A standard Westmead House Lease is available for signing therefore no legal fees will be incurred unless a tenant requires changes to the standard Westmead House Lease. Any changes will incur a £500 + Vat minimum fee payable to the landlord, plus additional costs incurred based on landlord's solicitor's hourly rate.



Westmead House

Your individual office suite benefits from the following features:

- Secure access control to main building
- Prestigious entrance and reception
- Private car parking
- Adjacent to public car parks
- Raised access floors
- New carpeting
- Easy power and data connectivity
- Kitchen areas (shared use)
- New decorations
- Window blinds
- DDA compliant accommodation
- 2 lifts to all floors
- Meeting room facility



4th floor

Westmead House Farnborough

Bright modular space. You decide how much, for how long.

Suites from 750 sq ft (70 sq m) to 2,000 sq ft (186 sq m).



Farnborough mainline station is only a short walk away



Discover a fresh approach to flexible office space

Westmead House is situated on a landmark site at the western gateway to Farnborough town centre, adjacent to the town's main shopping centre recreation/leisure facilities and Farnborough business airport.

Farnborough mainline railway station, which provides one of the best rail links to London Waterloo in the local area, is only a short walk from Westmead House. Road communications to and from Westmead House are excellent with the A331 (Blackwater Valley route) providing swift access to the M3 (and the national motorway networks) via J4 and the A3 via the A331 dual carriageway.

Description

Westmead House consists of a six storey building which has undergone major refurbishment by the landlord Wilky Property Holdings plc. It totals 42,000 sq ft (3,900 sq m) of office space with 188 car parking spaces.

Two suites of 750 sq ft and 1,250 sq ft. are available, these adjacent suites can be combined to offer 2,000 sq ft. Further suites may become available as existing tenants resize their requirements.

The floors are accessed via two lifts from the impressive fully staffed ground floor reception.

There are male and female toilets and a kitchen area shared by all suites.

Car parking ratio 1:200

Viewing

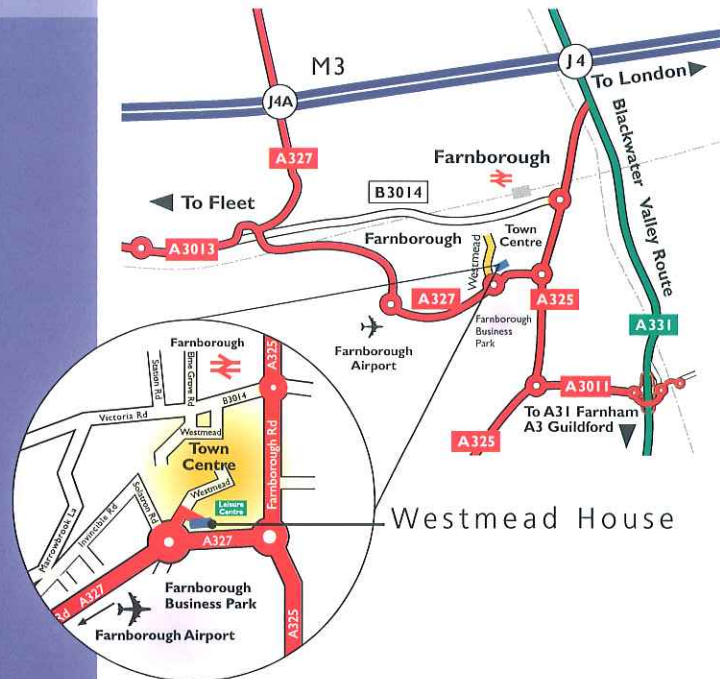
Please call Steve Barrett or Peter Richards at Atkinson Richards for more details and to arrange an appointment to view.

Terms

Available on a flexible leasing arrangement on an inclusive* rental basis

Legal Costs

A standard Westmead House Lease is available for signing therefore no legal fees will be incurred unless a tenant requires changes to the standard Westmead House Lease. Any changes will incur a £500 + Vat minimum fee payable to the landlord, plus additional costs incurred based on landlord's solicitor's hourly rate.



Your individual office suite benefits from the following features:

- Secure access control to main building
- Prestigious entrance and reception
- Private car parking
- Adjacent to public car parks
- Raised access floors
- Fully carpeted
- Power and data connectivity
- Kitchen area (shared use)
- Meeting room facilities
- Window blinds
- DDA compliant accommodation
- 2 lifts to all floors

