

Notes:

© This drawing is copyright

Do not scale from this drawing

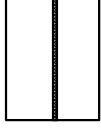
All dimensions and levels should be checked on site

Always check for the latest revision of this drawing. Read this Drawing in conjunction with the Specification of Works!

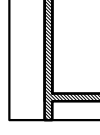
KEY :



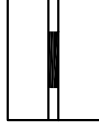
TYPE OF FLOOR FINISH
(REFER TO FINISHES SCHEDULE)



NEW PARTITIONS (2 SINGLE LEAF OF PLASTERBOARD ON TIMBER STUDS)



NEW BRICKWORK PARTITIONS

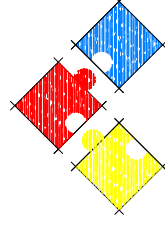


DOOR INFILLS

(BRICKWORK TO MATCH EXISTING; INFILLS TO BE TIED INTO EXISTING BRICKWORK WITH METAL FIXINGS AT EVERY 2nd COURSE)

Revision

No.	Revision	Date
B	Revision	24.11.06
A	Revision	10.11.06



**REEKS
SINCLAIR**

1 Tumbery Quay, Glengall Bridge, London E14 9RD
Telephone : 020 7537 1525 Fax : 020 7537 3040
info@reeksinclair.co.uk

Client / Location :

3rd Floor (North Part)
Manor House, Church Street
Leatherhead

Drawing :

Proposed Layout Plan
& Floor Finishes

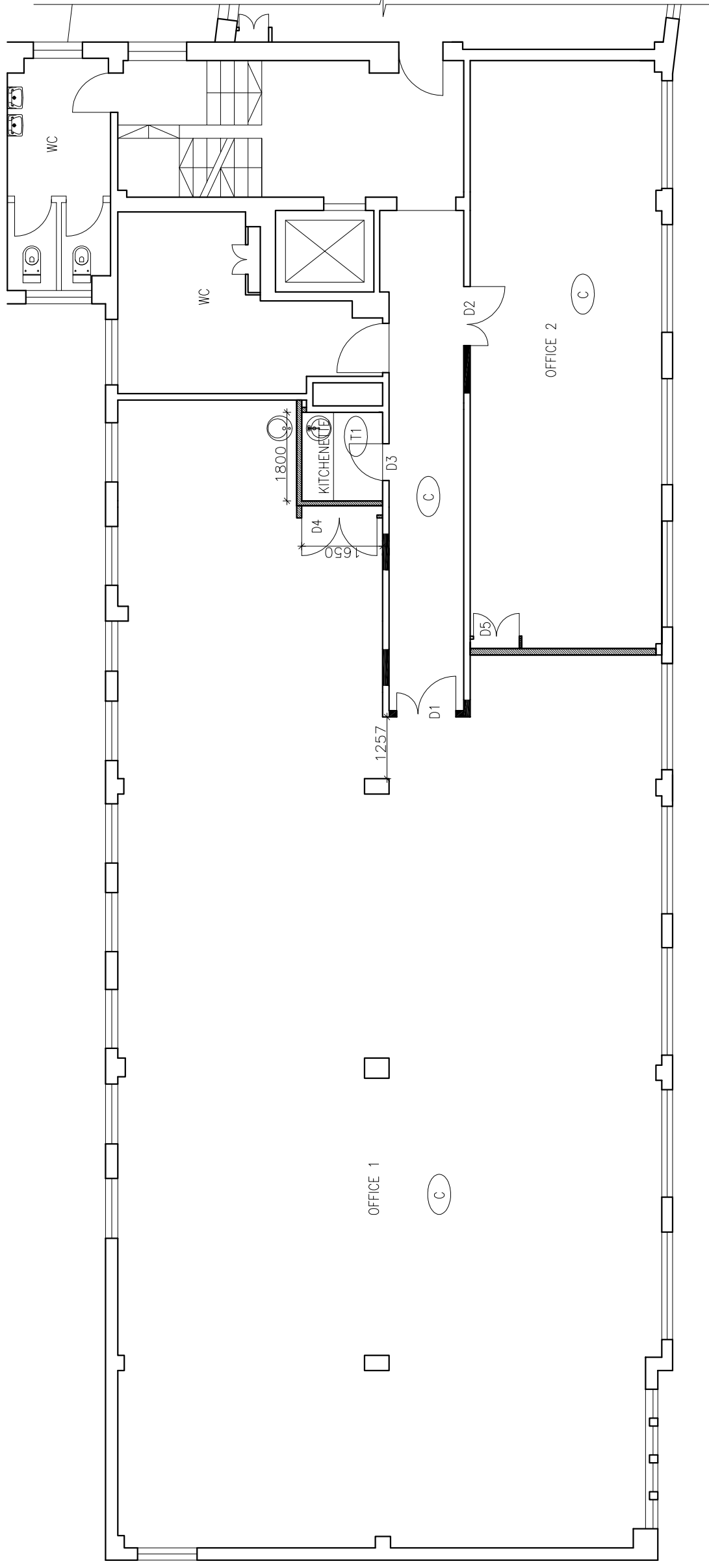
Scale : 1:100@A3

Date : 06.10.06

Drawn By : AK

Drawing No.

2843-03



Notes:

© This drawing is copyright

Do not scale from this drawing

All dimensions and levels should be checked on site

Always check for the latest revision of this drawing. Read this Drawing in conjunction with the Specification of Works!

KEY :

RECESSED LIGHTS 600X600

LIGHT FITTING WITH INTEGRATED EMERGENCY LIGHT

DOWNLIGHTS TO MATCH EXISTING

SENSOR ACTIVATING OFFICE LIGHTS (DIVIDED IN ZONES 1-3)

NEW A/C CASSETTES 840X840

LIGHT SWITCH (H=1400mm)

A/C INFRARED CONTROLLERS

INTERNALLY ILLUMINATED "EXIT" SIGN

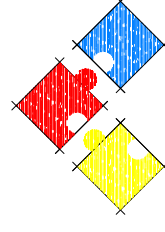
SMOKE DETECTOR

HEAT DETECTOR

Note: FOR TYPE OF LIGHTS, AND SUSPENDED CEILING REFER TO SCHEDULE OF FINISHES AND APPLIANCES

Revision

No.	Revision	Date
C	Revision	24.11.06
B	Revision	11.10.06
A	Revision	16.10.06



**REEKS
SINCLAIR**

1 Tumbrery Quay, Glengall Bridge, London E14 9RD
Telephone : 020 7537 1525 Fax : 020 7537 3040
info@reeksinclair.co.uk

Client / Location :

3rd Floor (North Part)
Manor House, Church Street
Leatherhead

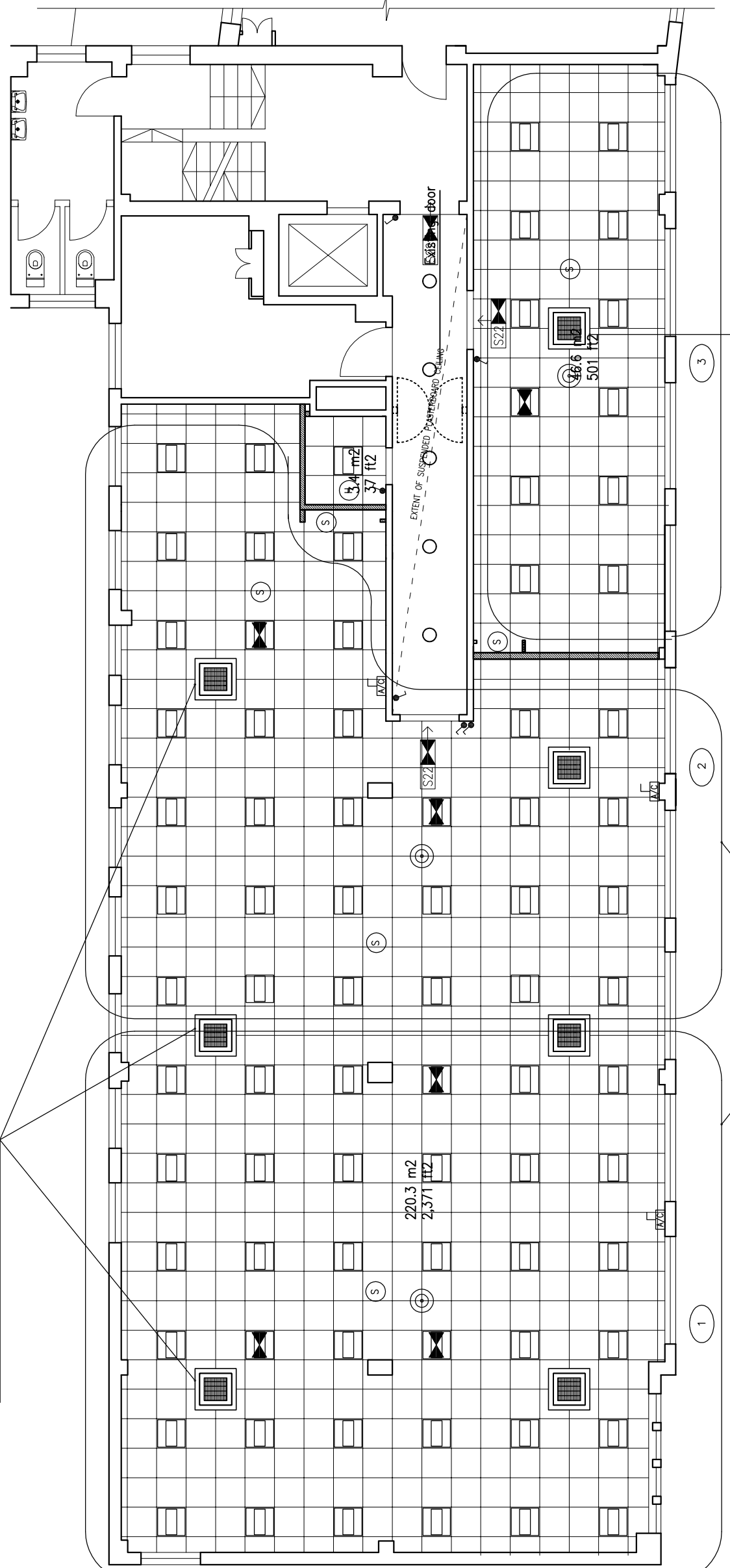
Drawing :

Proposed Reflected Ceiling Plan

Scale : 1:100@A3 Date : 06.10.06 Drawn By : AK

Drawing No. 2843-05

3no. TWIN SPLIT AIR CONDITIONING SYSTEMS



1no. SINGLE SPLIT AIR CONDITIONING SYSTEM

LIGHTING ZONES
(TO BE ACTIVATED BY SENSORS)

Note: CONDENSING UNITS TO BE POSITIONED ON 2nd FLOOR FLAT ROOF USING 'BIG FOOT' SYSTEM OR SIMILAR

ALL INDOOR UNITS TO HAVE A CAPACITY OF 7.1kW